



Sarah's Hand Embroidery Tutorials

Picture Dictionary of Hand Embroidery Stitches



Pick and Play with the Stitches

A quick guide to
identifying

Hand Embroidery Stitches & Stitch Families

From Sarah



This handbook is for you to quickly identify hand embroidery stitches by their names and appearance. The stitches are categorized into various Stitch Families to make your search and reference easier.

Hey, wait, this book is more than just a dictionary. Click on any embroidery stitch that you like—it will take you to our website, where you have free access to the step-by-step tutorials for the stitch.

Make something beautiful today ❤️

Affectionately,
Sarah

Picture Dictionary of Hand Embroidery Stitches
by Juby Aleyas Koll [Sarah]

Published by Roxy Mathew Koll and Juby Aleyas Koll
Copyright © 2020 Juby Aleyas Koll and Roxy Mathew Koll

All rights reserved, including the right to reproduce this book or portions thereof in any form whatsoever.

First eBook edition July 2020

Follow us at



www.embroidery.rocksea.org

STITCH FAMILIES



Straight Stitch Family

Running Stitch Family

Back Stitch Family

Stem Stitch Family

Blanket Stitch Family

Chain Stitch Family

Chevron Stitch Family

Knots Family

Palestrina Knots Family

Satin Stitch Family

Fishbone Stitch Family

Fly Stitch Family

Feather Stitch Family

Cretan Stitch Family

Herringbone Family

Couching Family

Weave Stitch Family



STRAIGHT STITCH FAMILY

Not so straight



Straight Stitch



Fern Stitch



Algerian Eye Stitch



Diamond Eyelet Stitch



Ray Stitch



Lantern Stitch



Eyelet Wheel



Eyelet Stitch



Rhodes Stitch



Arrowhead Stitch



Arrowhead Threaded

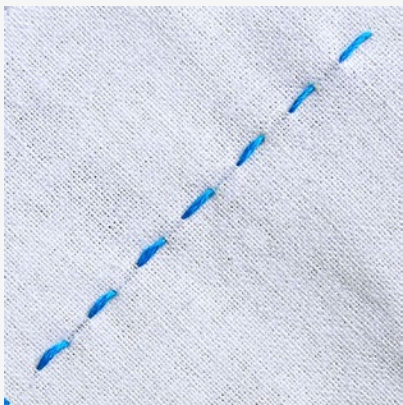


Rice Stitch

— Sarah's Hand Embroidery Tutorials —

RUNNING STITCH FAMILY

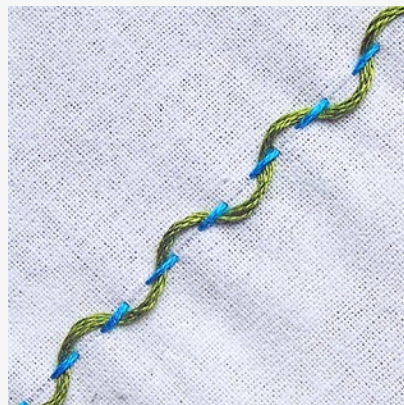
I came, I sew, I embroidered




Running Stitch




Looped Running




Laced Running Stitch




Interlaced Running




Whipped Running




Eskimo Laced Edging




Fairy Lights Stitch




Clown Collar Stitch




Holbein Stitch



Japanese Darning



Seed Stitch

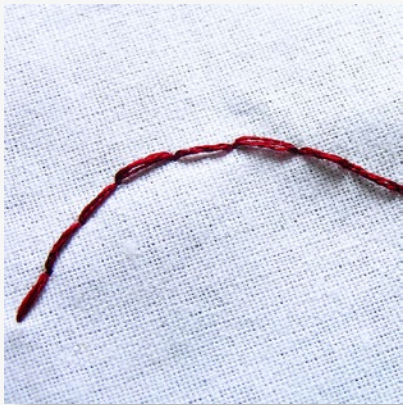


Darning Stitch

— Sarah's Hand Embroidery Tutorials —

BACK STITCH FAMILY


Itching to be stitching



Back Stitch



Whipped Back Stitch



Threaded Back Stitch



Pekinese Stitch



Interlaced Band



Split Back Stitch

— *Sarah's Hand Embroidery Tutorials* —

STEM STITCH FAMILY

Stitching mends the soul



Stem Stitch



Whipped Stem Stitch



Outline Stitch



Cable Stitch



Split Stitch



Portuguese Stem




Japanese Stitch

— *Sarah's Hand Embroidery Tutorials* —

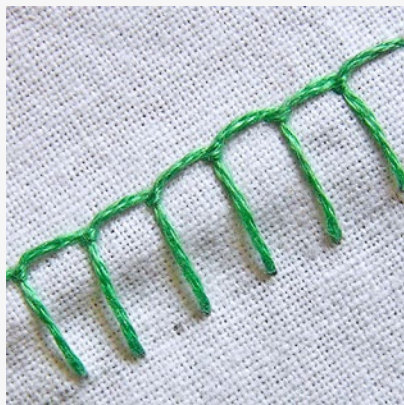
BLANKET STITCH FAMILY

part 1


Quilt 'til you wilt




Blanket Stitch




Buttonhole Stitch




Whipped Buttonhole



Double Blanket Stitch



Closed Blanket Stitch



Crossed Blanket Stitch



Buttonhole Wheel




Buttonhole Wheel Cup



Rosette of Thorns



Buttonhole Bar



Barb Stitch



Mirrored Blanket

— *Sarah's Hand Embroidery Tutorials* —


BLANKET STITCH FAMILY

part 2

The thread that holds us together




German Knotted



Honeycomb Stitch



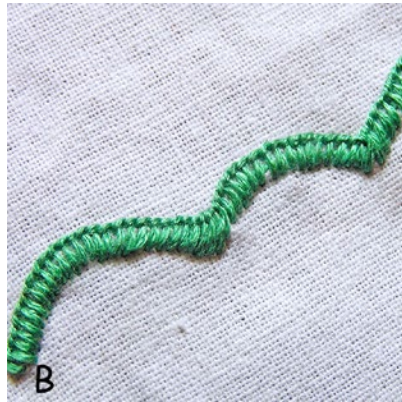
Fishnet Stitch




Detached Buttonhole



Shaped Scallops



Scallop Stitch



Buttonhole Shading



Antwerp Edging



Berwick Stitch

— Sarah's Hand Embroidery Tutorials —

CHAIN STITCH FAMILY

part 1

A stitch in time?



Chain Stitch



Whipped Chain Stitch



Double Chain Stitch



Magic Chain Stitch



Lazy Daisy



Russian Chain Stitch



Long Tailed Daisy




Feathered Chain




Basque Stitch



Petal Chain Stitch



Reverse Chain Stitch



Heavy Chain Stitch

— Sarah's Hand Embroidery Tutorials —

CHAIN STITCH FAMILY

part 2

A simple thread becomes a piece of art



Braided Chain Stitch



Zigzag Chain Stitch



Cable Chain Stitch



Twisted Chain Stitch



Alternating Twisted



Barred Chain Stitch



Rosette Stitch



Rope Stitch



Tulip Stitch



Bull's Head Stitch



Detached Wheat Ear



Wheat Ear Stitch

— Sarah's Hand Embroidery Tutorials —

CHAIN STITCH FAMILY

part 3

Every stitch is a fresh beginning



Oyster Stitch



Butterfly Chain Stitch




Raised Chain Band



Knotted Chain Stitch



Knotted Cable Chain




Open Chain Stitch



Back Stitched Chain



Sinhalese Chain Stitch



Crested Chain Stitch



Checked Chain



ZigZag Cable Chain




Interlaced Chain

— Sarah's Hand Embroidery Tutorials —

CHEVRON STITCH FAMILY

Turn your stitches into memories




Chevron Stitch




Detached Chevron




Threaded Chevron



Mirrored Chevron



Staggered Chevron



Double Chevron



Chevron Filling

— *Sarah's Hand Embroidery Tutorials* —

KNOTS FAMILY

Hold on to your threads, not your tears



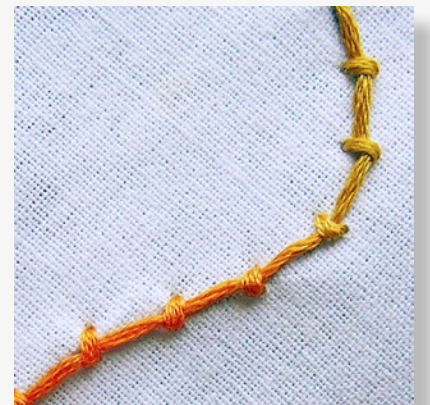
French Knot



Pistil Stitch



Colonial Knot



Coral Stitch



Scroll Stitch



Chinese Knot



Bullion Knot



Danish Knot



Turkey Rug Knot



Four Legged Knot



Knotted Diamond



Surrey Sitch

— *Sarah's Hand Embroidery Tutorials* —

PALESTRINA KNOTS FAMILY

I stitch, therefore, I am



Palestrina Stitch



Reverse Palestrina



Triple Palestrina



Basque Knot



Sorbello Stitch




Eastern Stitch

— *Sarah's Hand Embroidery Tutorials* —

SATIN STITCH FAMILY

Count your threads before they stitch



Satin Stitch



Whipped Satin Stitch



Padded Satin Stitch



Encroaching Satin



Brick Stitch



Leaf Stitch

— *Sarah's Hand Embroidery Tutorials* —

FISHBONE STITCH FAMILY

The needle is mightier than the pen



Fishbone Stitch



Open Fishbone Stitch



Flat Stitch



Raised Fishbone



Basket Stitch




Opened Fishbone

— *Sarah's Hand Embroidery Tutorials* —

FLY STITCH FAMILY

You reap what you sew




Fly Stitch




Whipped Fly Stitch



Closed Fly Stitch




Twisted Fly Stitch




Crossed Fly Stitch



Plaited Fly Stitch



Wave Stitch




Anklet Stitch


— Sarah's Hand Embroidery Tutorials —

FEATHER STITCH FAMILY

Birds of a feather stitch together



Feather Stitch



Double Feather Stitch



Single Feather Stitch



Closed Feather Stitch



Bonnet Stitch




Maidenhair Stitch

— *Sarah's Hand Embroidery Tutorials* —

CRETAN STITCH FAMILY


Better stitch than sorry




Cretan Stitch



Closed Cretan Stitch




Laced Cretan Stitch



Knotted Cretan Stitch



Scottish Cretan Stitch




Vandyke Stitch

— *Sarah's Hand Embroidery Tutorials* —

HERRINGBONE FAMILY

part 1


Stitching is believing



Herringbone Stitch




Threaded Herringbone




Tacked Herringbone



Tied Herringbone



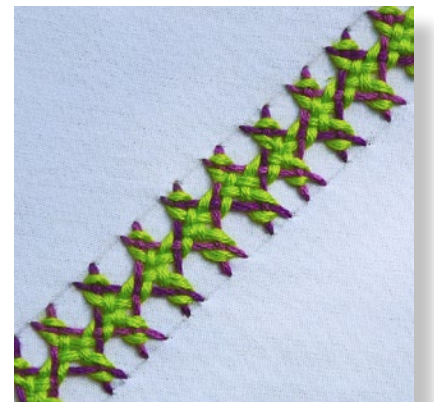
Laced Herringbone



Double Herringbone



Twisted Lattice Band



Interlaced H'bone



H'bone Square



Interlaced Square



Laced Square




Breton Stitch

— Sarah's Hand Embroidery Tutorials —


HERRINGBONE FAMILY

part 2

Practice what you stitch




Closed Herringbone




Maltese Cross



Interlaced Maltese




Double Maltese Cross



Interlaced Double



Persian Star Filling



Shadow Stitch

— Sarah's Hand Embroidery Tutorials —

COUCHING FAMILY

Beauty is in the eye of the embroiderer



Surface Couching



Underside Couching




Couched Circle




Pendant Couching




Plaid Filling




Jacobean Couching



Burden Stitch




Lattice Couching




Trellis Couching



Torocko Stitch



Twisted Lattice



Honeycomb Filling

— *Sarah's Hand Embroidery Tutorials* —

WEAVE STITCH FAMILY

Embroidery speaks louder than words



Woven Circle



Woven Oval




Woven Spider's Wheel



Whipped Spider's



God's Eye Stitch



Weaving Stitch



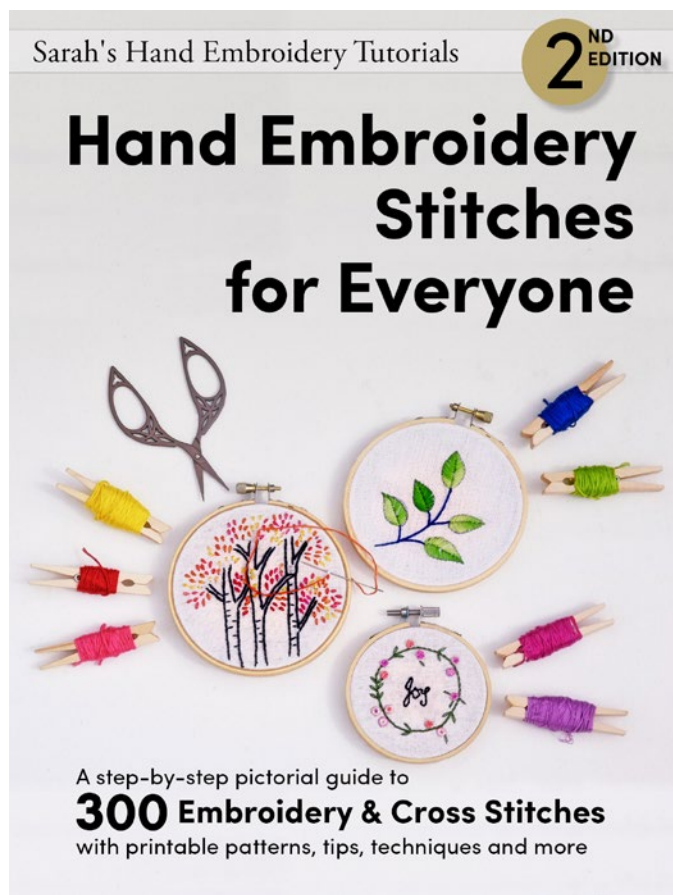
Woven Bar



Woven Trellis Stitch

— *Sarah's Hand Embroidery Tutorials* —


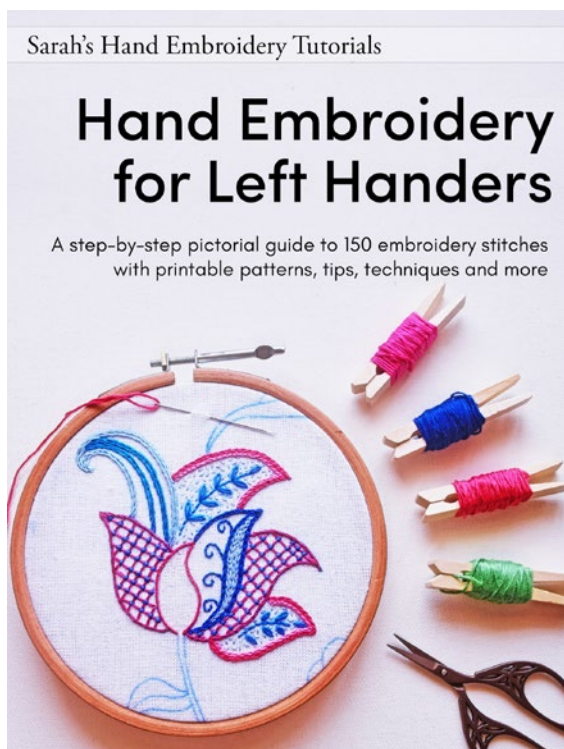
Sarah's Hand Embroidery Tutorials



Hand Embroidery Stitches for Everyone

Want to learn these embroidery stitches? This classic from Sarah's Hand Embroidery will take you through a treasure trove of stitches that you never knew existed. Learn 300 hand embroidery stitches through step-by-step photographic illustrations with tips, techniques, projects, and patterns. Whether you are a beginner or advanced learner, you can find techniques to handle needles, threads, fabric, hoops, and other tools, making it an ideal reference guide. This book also gives interesting information on traditional embroidery forms, and the origin and history of certain stitches, which can inspire learners of all levels to explore more.

Click on the book thumbnails or checkout our list of [Embroidery Books](#).



[Subscribe](#) to Sarah's Hand Embroidery for new stitches and embroideries, as well as exciting projects and beautiful patterns — all free! Occasionally, we might send you exclusive coupons not available anywhere else!

Follow us at



www.embroidery.rocksea.org